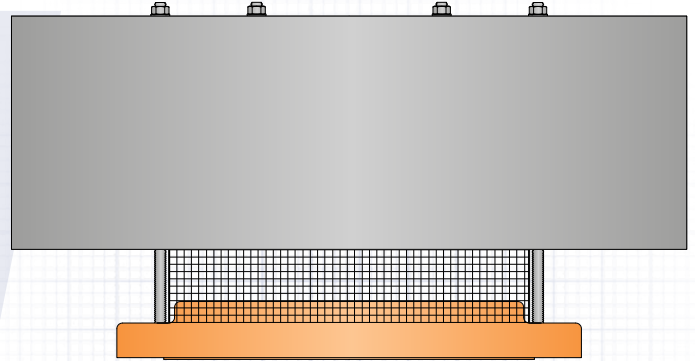


FV Series

Free Vents

Elmac Technologies FV Series free vents with weatherhood and mesh screen are designed to be installed on the exit vent from a vessel, to provide protection against excessive pressure and vacuum.

Free vents are supplied as complete units ready for direct installation.



Principle of operation

Pressure levels inside storage tanks change due to filling and emptying processes or fluctuations in temperatures. Without a relief vent the vessel would either explode or implode under excessive pressure/vacuum.

Atmospheric free vents provide the required relief and avoid damage to the tank and surroundings.

Atmospheric vents will not stop any external flames propagating into the tank. An appropriate flame arrester should be used for this purpose.

Materials and options

Description	Materials / Options
Sizes (Nominal Bore)	2", 3", 4", 5", 6", 8", 10", 12"
Process Connections	1. ANSI 150# (standard) 2. PN10 / PN16 3. Special
Materials	1. Carbon Steel 2. Stainless Steel 3. Special

Features and benefits

Light construction

Quick and easy to install, inspect and clean

Large weatherhood provides maximum airflow

No moving parts minimises cost of spares

Sizes and materials to suit a wide range of applications

Options available for sour environments

Weatherhood and bird screen supplied as standard

Customised designs to meet individual specifications

Vent sizing service to ensure suitability for requirements

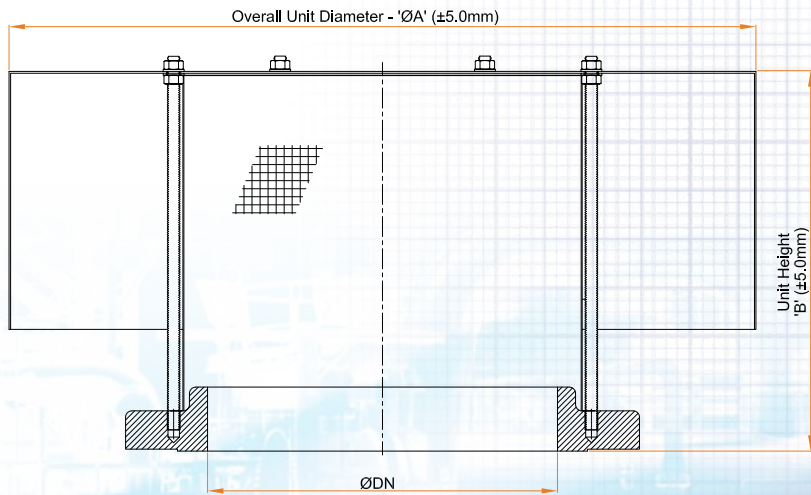
Elmac expertise

Elmac have been manufacturing protection equipment since 1948, and bring enhanced levels of flame and explosion protection to a diverse range of applications.

Elmac offers considerable technical leadership and using test facilities along with CFD capabilities, employs research teams renowned for developing solutions for the most challenging of industrial applications.

Free Vents
Storage Tank Equipment

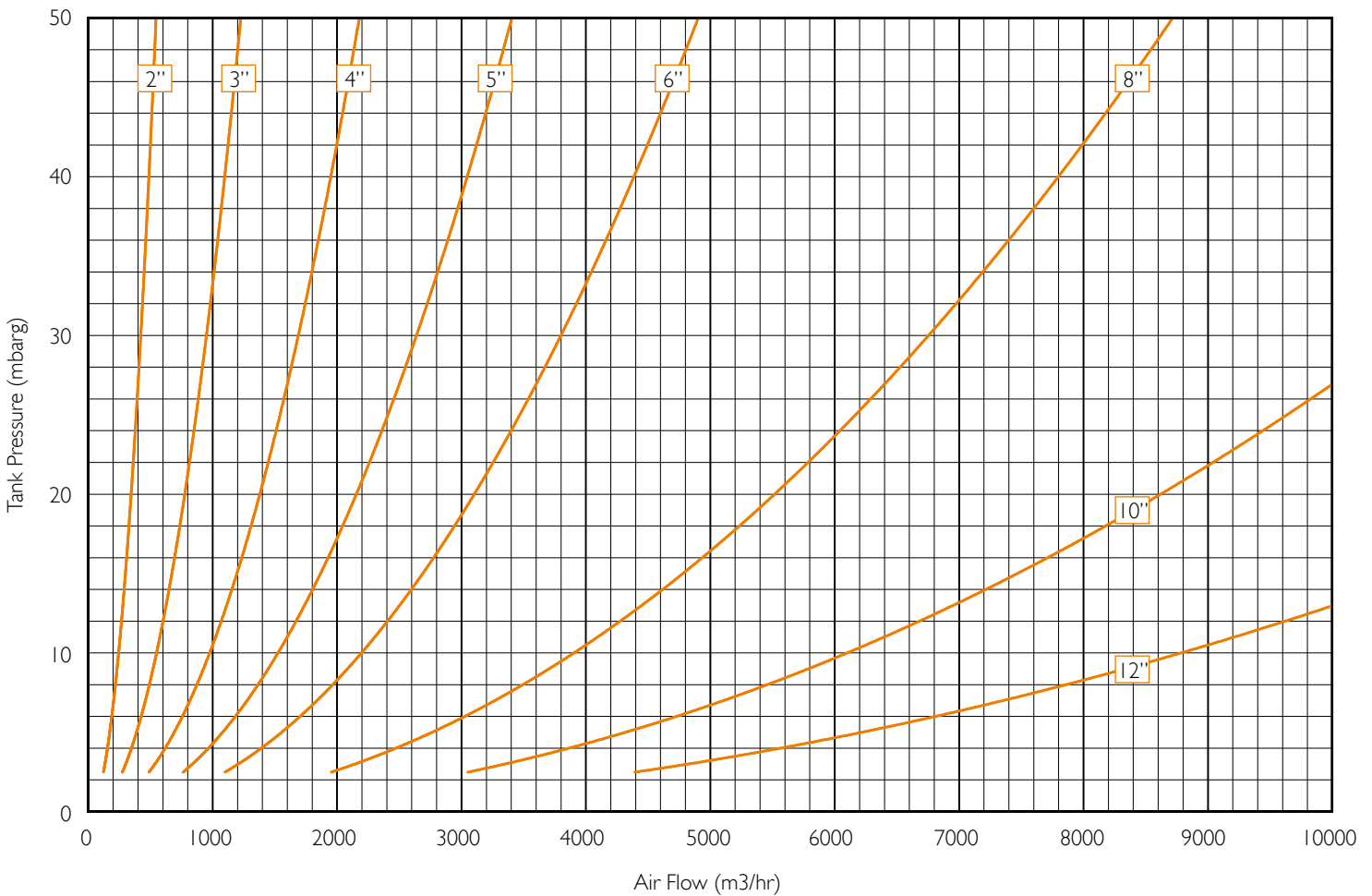
General Arrangements:



Nominal Bore ØDN		ØA	B	Wt*
Inch	mm	mm	mm	kg
2"	50	245	90	3.2
2½"	65	245	92	4.6
3"	80	245	94	5.2
4"	100	300	110	6.3
5"	125	360	130	8.0
6"	150	420	145	11.0
8"	200	500	170	16.5
10"	250	500	210	24.0
12"	300	660	245	38.0

* Approximate weight

Free Vent Flow Capacities



Customer Support

Tel: +44 (0) 1352 717600

Email: sales@elmactech.com

Fax: +44 (0) 1352 717642

Greenfield, Flintshire, United Kingdom CH8 9DP

All specifications are correct at time of print, are for guidance purposes only and subject to change without prior notice.

Issue No. 05 (02/17)



www.elmactechnologies.com